

SLE-L-4.4-XXXXK-XX

Slim Line Encapsulated LED Bar
with or without Mounting Clips

MOUNTING METHODS


Mounting Clip




Use a 1/8 inch diameter drill bit, drill a hole through the provided mounting clip.




Use a straight edge, mark a line for the center point of the encapsulated line bar.



Align provided mounting clip on guide line. Use phillips head screwdriver, attach mounting clip with provided screw.



Mounting clips centered on guide line. Space clips as needed.



Snap encapsulated line bar into mounting clips.

Double-Sided Tape



Depending on the mounting surface, double-faced tape and/or any 100% silicone may be used in place of mounting clips. End-user to determine mounting method. Universal double-faced tape: 3M WHB 4905



INNOVATIVE
Lighting
DALLAS

Telephone (972) 721-1177
Innovative-Lighting.com
2324 Hinton Drive, Irving, TX 75061

Published 2020-Sep 23