

# Part # IL-60W-0-10V-230


## WIRING DIAGRAM

Schematics not to scale.

### SECONDARY WIRING REQUIREMENTS



Part #5000UE



Security and Alarm Cable  
 Bare Copper Conductors, PVC Jacket  
 PVC Insulation  
 12AWG, 2 Conductors, Stranded (19\*25)

#### Wire Gauge Maximum Lead Distance

16 gauge ..... 15 feet (4.725 meters)

14 gauge ..... 25 feet (7.62 meters)

12 gauge ..... 40 feet (12.192 meters)

#### CAUTION

Incorrect polarity will cause damage voiding factory warranty.

#### ADVERTIR

La polaridad incorrecta causará daños garantía de fábrica de micción.

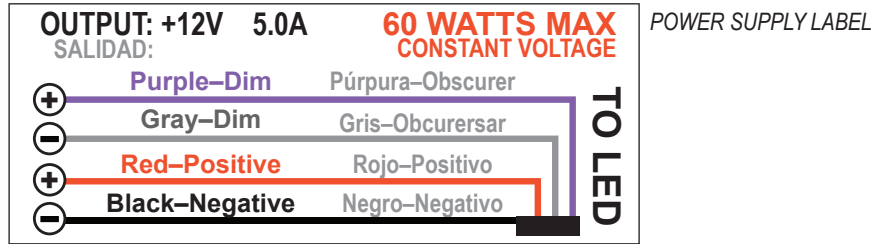


IL-60W-0-10V-230\_WiringDiagrams\_2016-10-26.pdf  
 © Innovative Lighting, Inc. All rights reserved.



Telephone 1 (972) 721-1177

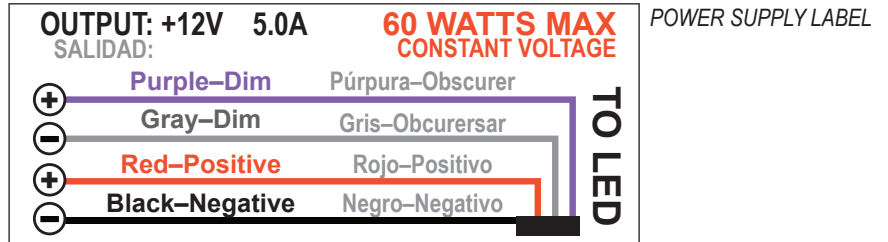
## RIGID BARS



12' MAX PER 60W POWER SUPPLY

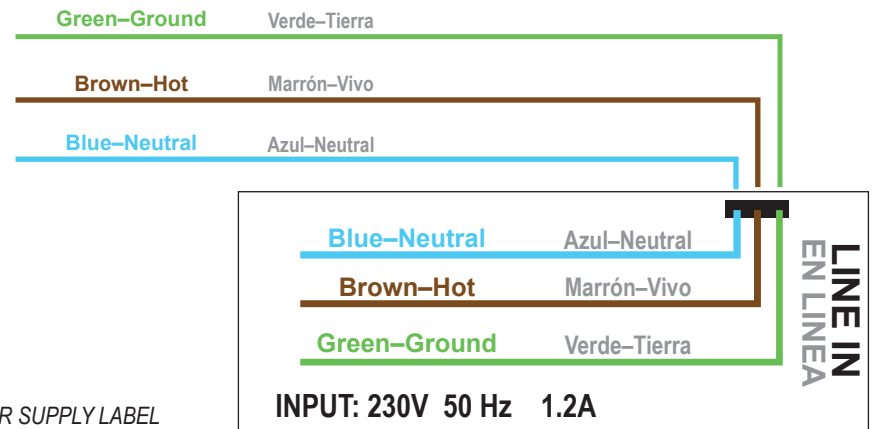
ANY LENGTH COMBINATION OF LINE BARS MAY BE USED NOT TO EXCEED 12' PER 60W POWER SUPPLY

## BLACK PODS



20' MAX PER 60W LED DRIVER

## LINE IN



POWER SUPPLY LABEL